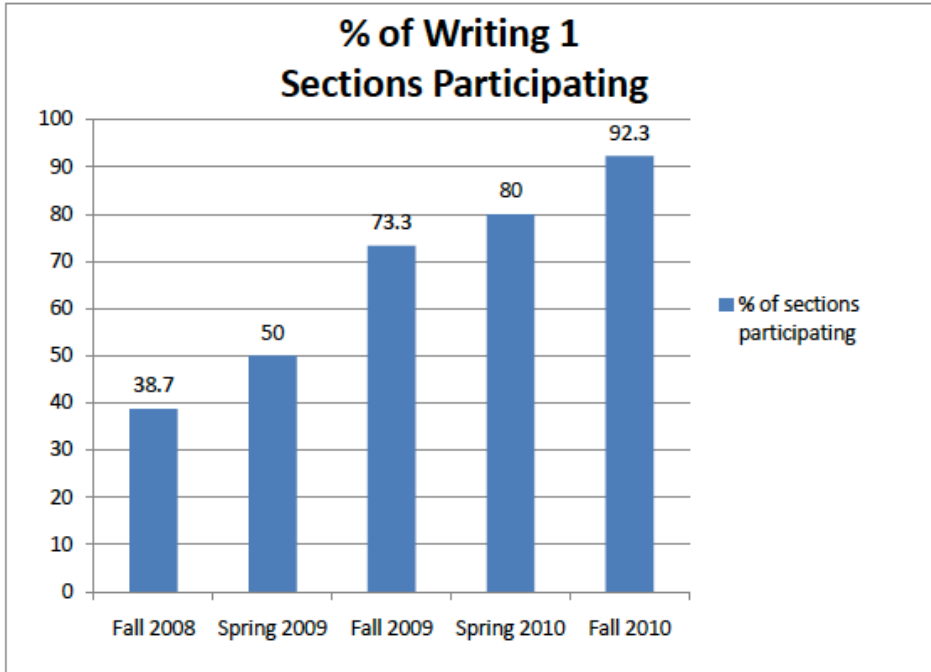


iPod Touch Library Tour (update following fall 2010)

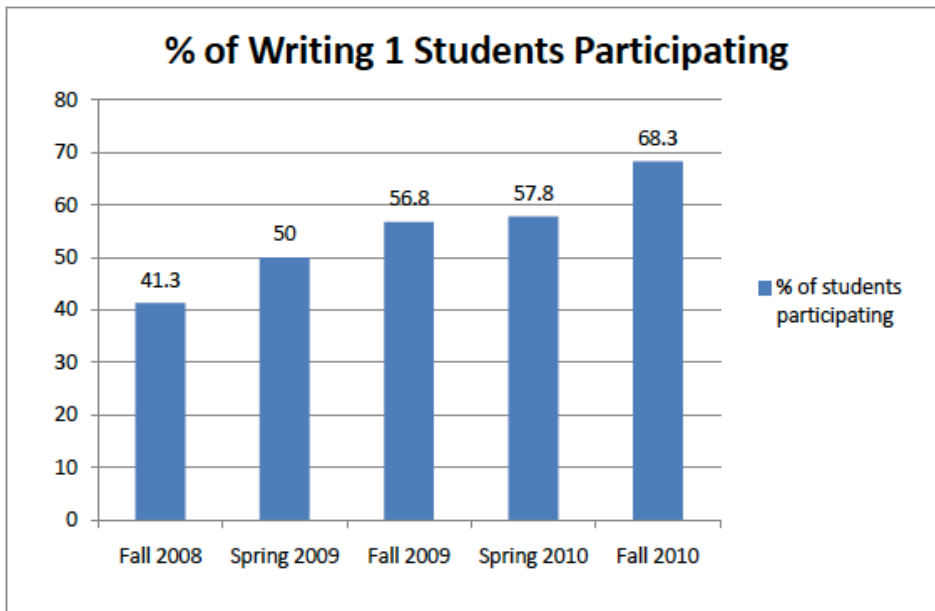
Data is based on registrar data (Writing sections and student enrollment in fall 2010) and from completed iPod Touch Library follow-up assignments submitted online and scored by library staff.

Participation Rates:

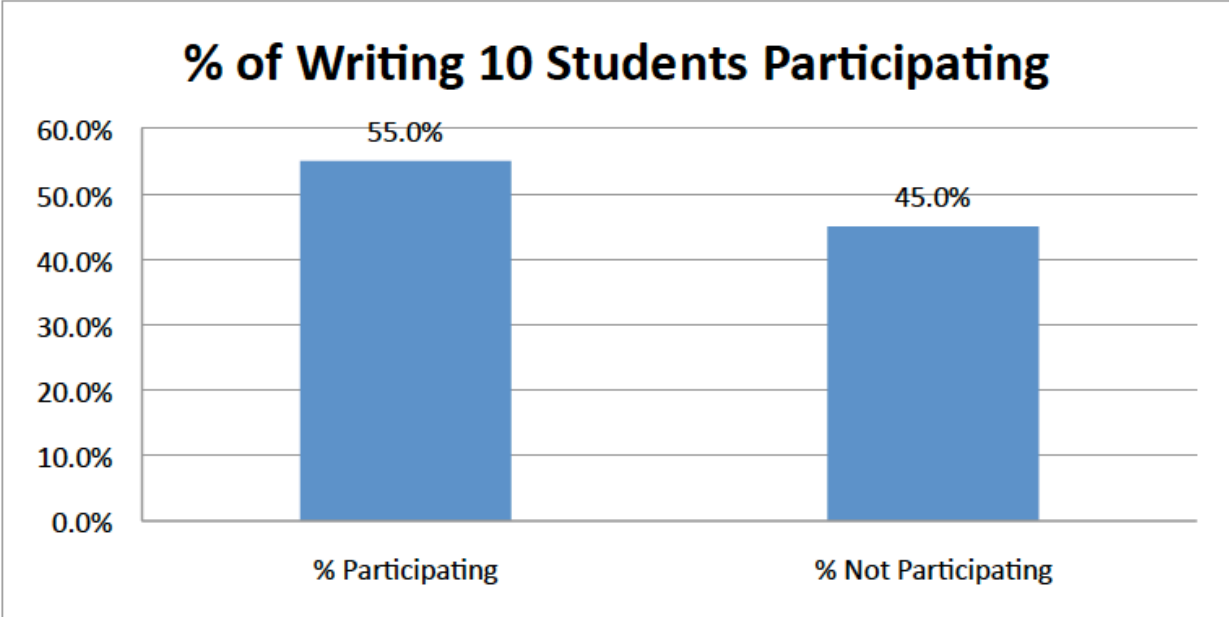
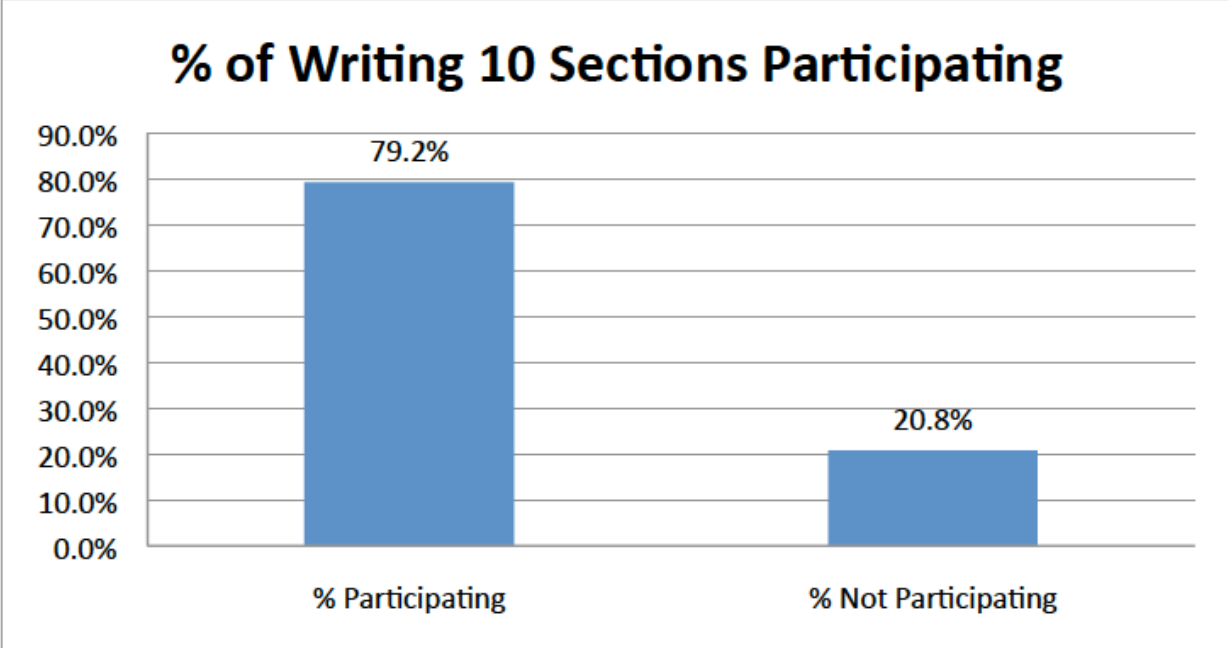
In fall 2010 over 92% of Writing 1 sections participated. This was an increase from 73.3% in fall 2009.



Individual participation is lower than section participation, but it also rose with 68.2% of the students in Writing 1 taking the iPod Touch Library Tour in fall 2010 over 56.8% the previous fall. We also saw an increase in both Writing 1 section and individual participation from spring 2009 to spring 2010.



In fall 2009, we targeted WRI 1 participation. In fall 2010, we also strongly encouraged WRI 10 participation. Almost 80% of the offered Writing 10 sections participated. As with WRI 1, a smaller percentage of the students in WRI 10 participated (55%). However, some WRI 10 students had completed the tour a previous semester and their prior participation is not captured in these results.



Assignment Scores:

More students from WRI 1 in fall 2010 scored *perfect* or *high* than students from WRI 1 in 2009. Over 90% of students received a *perfect* or *high* score on the assignment in fall 2010 while 78.8% did so in fall 2009.

Ninety-five percent of WRI 10 students in fall 2010 scored *perfect* or *high* on the assignment. They scored slightly better than their WRI 1 counterparts.

